

## Knowledge assessment - 24353 (v3) Demonstrate knowledge of and create sketches and drawings for BCATS projects

**Student name:**







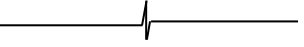


1. What does a scale of 1:20 mean?

2. What drawing scale would be used when drawing an object at twice its normal size?

3. What drawing method is used to produce a set of working drawings?

4. What is the purpose of a section drawing?

5. Complete columns B and C to describe each line and what it is used for.

A. Line	B. Description	C. Uses
		
		
		
		
		
		
		
		
		

6. What type of drawing projection can provide information about window and door heights?

7. What is the most common angle used to draw an oblique drawing?

8. Why is it necessary to store drawing equipment carefully when it is not in use?

9. Identify a grade of pencil lead that is most suited to the following tasks:

Construction lines:

---

---

Lining in (finishing lines):

---

---

Rendering (shading):

---

---

10. What effect would using set squares with damaged edges have on the quality of your work?

11. Identify an appropriate drawing method that may be used to present information for each of the following situations:

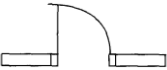






The technique that may be used to sketch the layout of a room.

A 3-dimensional view.

A 2-dimensional side view of an object.

A 2-dimensional view looking down on an object.

12. Complete the following chart.

Symbol	Meaning
	
	
	
	
	
	
	

13. Describe methods for storing fragile drawing equipment, such as pencils and set squares, to protect them from becoming damaged.

Assessor Sign off:

Assessor name: .....	<b>RESULT:</b> A = Achieved, N = Not Yet Achieved
Assessor signature: ..... Date: .....	