



BCATS

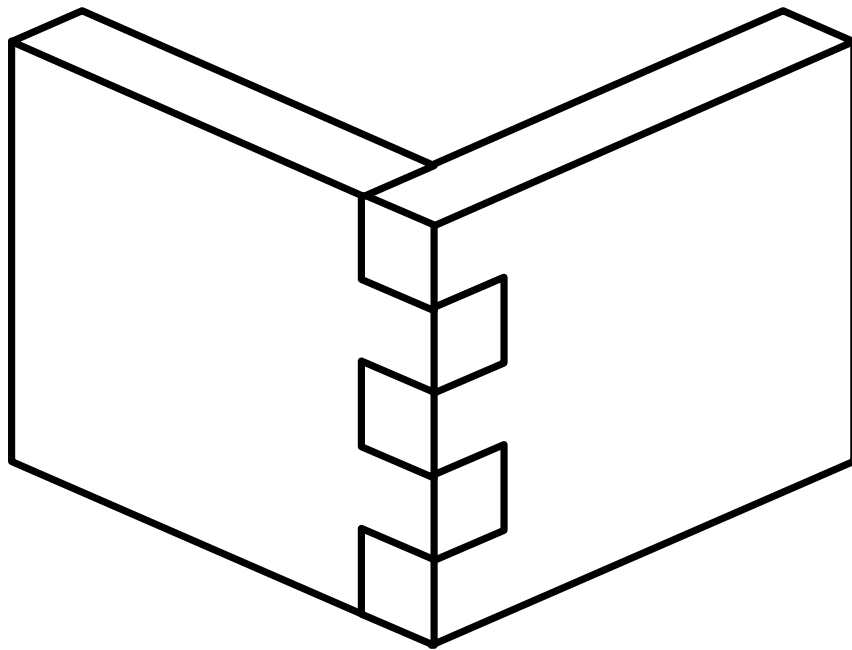
BUILDING, CONSTRUCTION
AND ALLIED TRADES SKILLS

Level

1

Joins

Assessment resource



4 credits

Skill Standard 40546 (v1)

Create joints for a BCATS project or related tasks

Learner name: _____

BCATS project: _____

BCITO
He Hunga Hanga Mātou
building people

Assessment: Joints

Learner instructions

This assessment is about creating joints for your BCATS project.

You need to show you can do these things without being prompted:

- Use your project instructions to find the joint types and methods you need to use
- Create two joints for the project using the methods you decided on, including:
 - setting out and cutting the materials so the two surfaces fit snugly together to produce a high-quality joint
 - assembling and fixing the joints to make sure they are strong.




Your teacher will observe you working on the joints for your project. They will provide comments in this assessment resource as evidence to support their observations.

You will need to provide the following evidence to support this. Submit it using myBCITO or the process at your school/organisation.



Your notes that explain why and how the methods you used to create the joints were correct.



Photos that clearly show you carrying out jointing tasks (if needed).
Photos that clearly show the completed joints.

Use the assessment checklist in this assessment resource to keep track of the evidence you have collected.

The grade you are awarded will be based on the strength and quality of the two joints.

Assessment checklist: Joints

To be completed by the learner and the teacher.

Assessment activity	Evidence needed	Date all evidence collected (Learner to complete)	Teacher sign-off
Create joints	Your notes that explain why and how the methods you used to create the joints were correct.		
	Photos that clearly show you carrying out jointing tasks (if needed).		
	Photos that clearly show the completed joints.		
Note: A copy of the project instructions must also be included in your overall portfolio of evidence.			

Teacher observation: Joints



Learner name:

Project:

Teacher instructions

Below are criteria for the available grades.

Not Achieved	Achieved	Merit	Excellence
Appropriate joints are not created for a BCATS project or related tasks.	Create joints for a BCATS project or related tasks.	Create strong and secure joints for a BCATS project or related tasks.	Create reliable and durable joints for a BCATS project or related tasks.



Provide comments on the learner’s ability to meet the following assessment criteria, considering everything you observed throughout the project.

Joint types and methods are confirmed from project instructions.	
Joints are assembled using identified methods.	

Grade awarded: Joints

Teacher instructions

After considering all the evidence collected, enter the grade you will award for Skill Standard 40546, with comments that explain your decision.

Final grade		Date	
Justification for final grade (Provide overall comments, considering all evidence collected)			

Teacher and learner sign-off

		Date
Learner signature (Grade received and accepted)		
Teacher sign-off	Name: _____ Signature: _____	